


Motic Images Plus 2.0ML

Multi-functional & Multi-language Microscopy Software



Imagens

심상

Images

Bilder

Imágenes

影像

Imagens

Imagens

Immagini

影像

Bilder

Images

Imagens

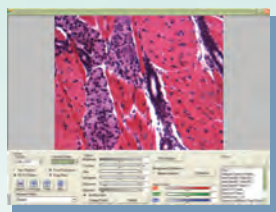
Imagens



Motic Images Plus 2.0ML

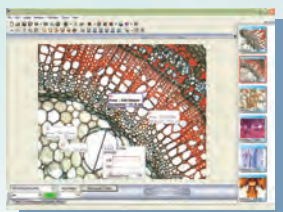
- Motic's philosophy is to provide each and every digital microscopy product in a package with powerful application software
- Forget the days when software was available only in English, Plus 2.0ML can switch between 9 languages
 - English
 - French
 - German
 - Spanish
 - Portuguese
 - Italian
 - Korean
 - Arabic
 - Simplified Chinese
- This software provides a solid and single platform from which to enter the world of digital microscopy by allowing each user to fully and easily quantify the specimen under the microscope

Live Capture Window



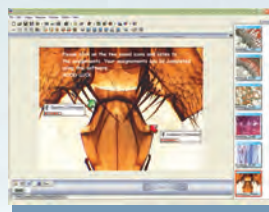
See live images on your computer screen directly from your microscope. Share these images on a projector or over the Internet at the click of a mouse.

Measurement



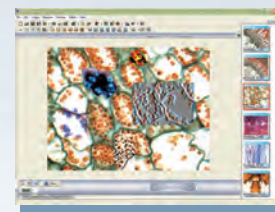
Use several tools to accurately measure and quantify your specimen in seconds. Once calibrated with the included certified calibration slide, you can rest assured of the accuracy at all times. Once all data has been collected, the results can be exported to an Excel format for further analysis

Annotations & Sound



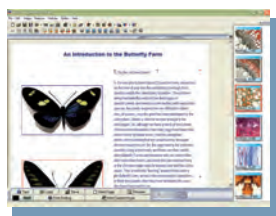
Create multi-media images with the inclusion of sound tags which allow you to add your narration directly onto the point of interest. With several text and painting tools at your disposal, editing the image is easy.

Image Enhancement




Still images can be further enhanced with the different filtering and image enhancement algorithms provided. This software even allows the user to create custom-filters.

Report



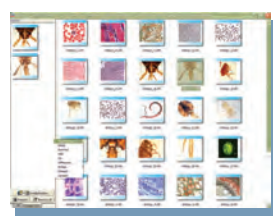
Motic Report is an integrated word processing tool with which examinations, findings and reports can be written and printed out using the captured images.

Auto Segmentation



Auto Segmentation and Calculation provide a quick and easy tool to count and evaluate cell quantity in an image.

Amalgamation



With Amalgamation, two or more images can be combined and evaluated at the click of the mouse.

This Software is included in the following Motic Digital Products:

- Moticom 350
- Moticom 480
- Moticom 1000
- Moticom 2000
- DM-BA200
- DM-BA300
- DM180 series
- DMB1 series
- DMB3 series
- DM39 series
- DM143 series